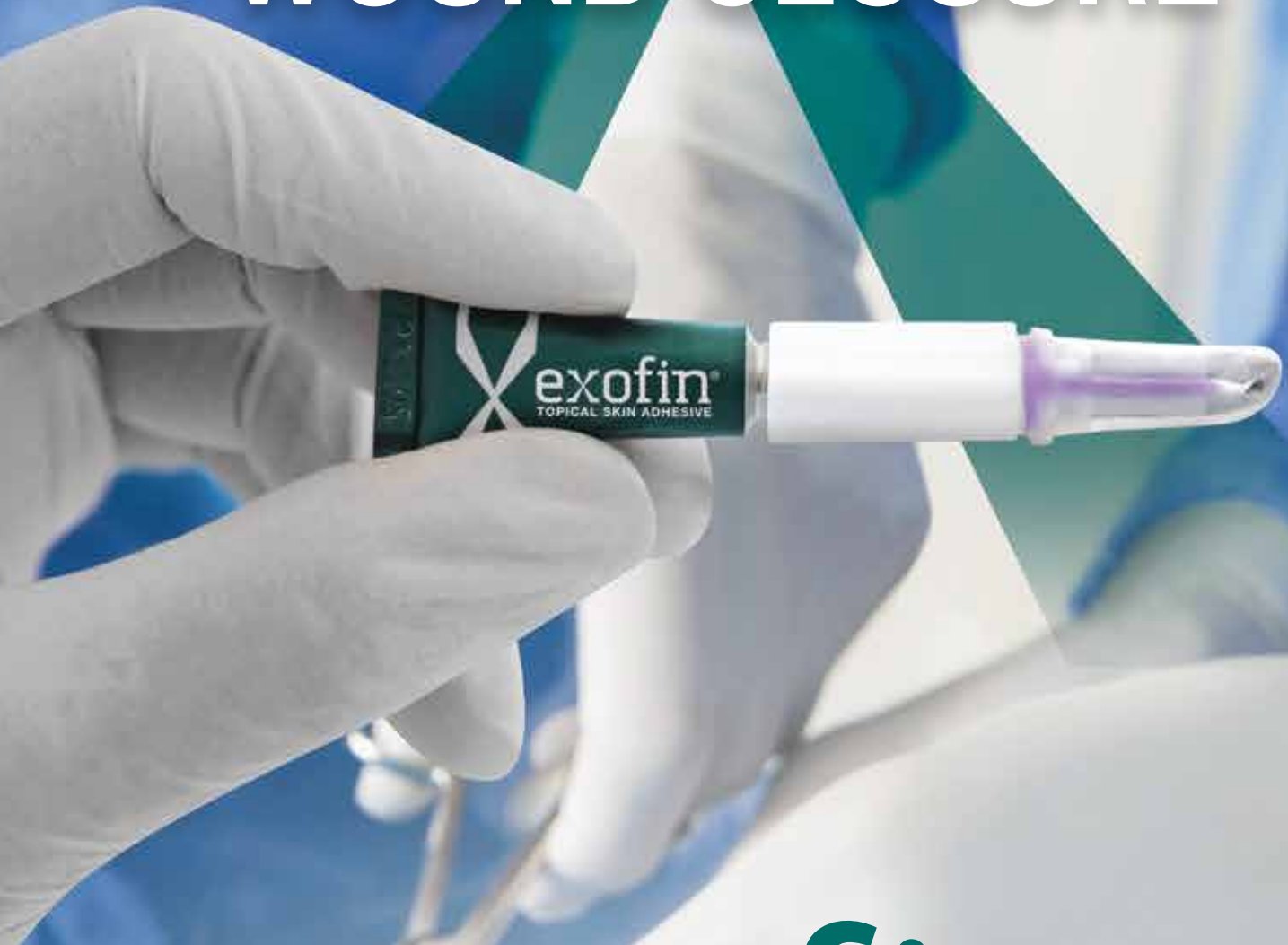


THE ULTIMATE SOLUTION FOR WOUND CLOSURE

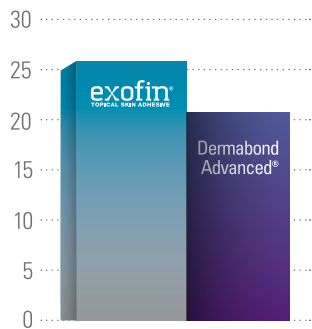


exofin[®]

TOPICAL SKIN ADHESIVE
High Viscosity, 2-Octyl Cyanoacrylate

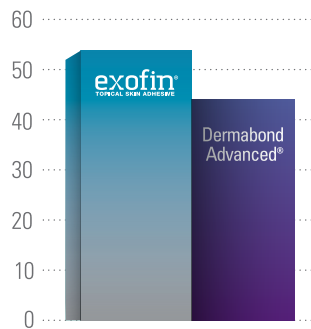
Comparative Strength Data

Tensile Strength



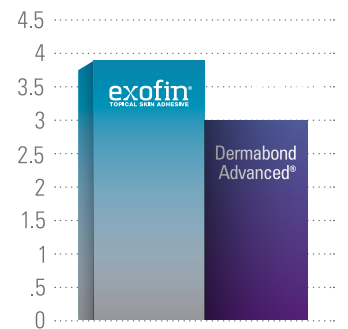
ASTM F2258-05*
Measurement = PSI

Lap Shear



ASTM F2255-05*
Measurement = PSI

Wound Closure



ASTM F2458-05*
Measurement = Pounds Force

Average Cure Speed



*Data on file

Tack Free Time*





[exo·fin] **exo-** “Outer, outside, exterior, exoskeleton”
-fin “Finished, completed, finality”

After spending more than two years observing and talking to healthcare professionals throughout all departments of hospitals across America, it became clear that no single topical adhesive had all of the attributes that mattered most. Chemence Medical has combined your feedback with the very best R&D department in the USA and created a topical skin adhesive that delivers on all of the requirements you asked for. We are excited to introduce the next generation of topical skin adhesive. exofin® High Viscosity Tissue Adhesive.

JEFF ROBERSON
President, Chemence Medical, Inc.

The exofin® Advantage

PRODUCT FEATURES



FAST

Fastest polymerising 2-octyl topical adhesive on the market today*

Average set time is less than 30 seconds, which is 2 x faster than competitive products*



STRONG

2-Octyl formulation is proven to be the strongest and most flexible topical skin adhesive available**

The high viscosity formula and proprietary production process gives exofin® a bonding strength between 19% to 25% greater than competitive 2-Octyl adhesives*



FLEXIBLE

High purity 2-Octyl technology ensures flexibility on skin and prevents cracking.

Added flexibility allows the adhesive to remain intact for up to 5 -10 days.



SAFE

Provides a microbial barrier against clinically relevant pathogens, including MRSA †

Glass free packaging – NO risk of glass shards mixed with adhesive or puncturing the gloves to jeopardize safety of the healthcare personnel.



INNOVATIVE

Soft and flexible applicator glides across uneven surfaces, reaching difficult to access areas and ensuring that the adhesive creates a perfect seal over the wound or incision.

Transparent Tip allows users to see the adhesive prior to expression, therefore eliminating the “surprise” of too much glue being dispensed all at once.



Sources: *ASTM F2458-05 data on file ** Singer AJ, et al. Comparison of wound-bursting strengths and surface characteristics of FDA-approved tissue adhesive for skin closure. J Adhes Sci Technol. 2004; 18:10-27 †Data on file: Exofin® was tested in vitro to demonstrate that it acts as a barrier to clinically relevant organisms including Methicillin Resistant S. aureus (MRSA), E. coli, P. aeruginosa, S. epidermidis and Aspergillus brasiliensis.

GLASS-FREE PACKAGING WITH INNOVATIVE APPLICATOR



ANGLED TIP

Angled tip moves easily along body contours

Clear applicator allows user to see adhesive before it is dispensed



LONG CONNECTOR PIECE

Raised grooves allow for easy grip with gloved fingers

ALUMINUM TUBE

Glass-free packaging for safety and convenience

Simple and intuitive dispensing

1ml is the highest fill in the industry



EASY TO USE

Application is very simple, intuitive and technique independent. No special training required.

Just tighten applicator tip and begin to express adhesive.

Controlled application tip ensures the same reliable result each time for both multiple or single coats.



VISCOUS

Proprietary formulation and production process gives a high viscosity.

Reduced risk of adhesive migration (flowing) away from the incision site!



PATIENT FRIENDLY

Waterproof barrier allows patient to take a shower almost immediately after the medical procedure.

Less trauma to the wound site.

No need for hospital revisit for suture removal nor anaesthesia in emergency or outpatient applications.



COST EFFECTIVE

Saves time and reduces costs of wound closure procedures.

1 ml tube – 43% more adhesive than Dermabond® Advanced and 25% more than the largest comparable adhesive unit available.

0.5 ml tube – 39% more adhesive than Dermabond® Mini.



Applications



exofin® Topical Skin Adhesive has an increased viscosity to reduce the risk of unintended placement of the adhesive during application due to migration of the liquid adhesive from the wound site.

In vitro studies have shown that exofin® acts as a barrier to microbial penetration as long as the adhesive film remains intact.

exofin® is intended for topical skin applications only - and to hold closed easily approximated skin edges of wounds - from both surgical incisions, including incisions from minimally invasive surgery, and simple, thoroughly cleansed, trauma-induced lacerations.

exofin® Topical Skin Adhesive may be used in conjunction with, but not in place of, deep dermal sutures.



**GENERAL
OPERATIONS**



**OBSTETRICS &
GYNAECOLOGY
PROCEDURES**



**ORTHOAEDIC
SURGERIES**



**CARDIOVASCULAR
SURGERIES**



**C-SECTIONS &
COSMETIC
SURGERY**

Exofin® in action, examples:



LAPAROSCOPY



C-SECTION



ABDOMINOPLASTY



**KNEE
ARTHROSCOPY**



MASTECTOMY



exofin

TOPICAL SKIN ADHESIVE

DIRECTIONS

Directions for Use



- 1** The incision or trauma site must be clean and dry before applying adhesive. Ensure that the wound edges are easily approximated.
- 2** Screw the Applicator Tip onto the threaded tube in a clockwise direction until the applicator is tight and seated on the tube. The applicator will puncture the foil membrane on the tube once seated and adhesive will be allowed to flow.



- 3** When holding the tube horizontal and away from the patient, gently squeeze the tube from the bottom, moving the adhesive upward until it becomes visible through the applicator device.



- 4** While approximating skin edges, apply by squeezing the tube gently and continuously as you spread the adhesive back and forth over the wound site.

Continue to hold the wound edges in approximation until the adhesive becomes tacky. Typically less than 20 seconds. A smooth and even coat of adhesive is desirable.



- 5** Once adhesive has completely polymerised (non-tacky) you may cover the site with a secondary bandage. If a secondary bandage is used, DO NOT apply to the adhesive area until it is completely tack free. Applying while tacky may result in adhesive removal when removing secondary bandage and possibly dehiscence of the wound site.
- 6** Discard adhesive device according to normal protocol after use.



REF EX91510
exofin® Topical Skin Adhesive Micro 0.5 ml
Box of 10 Tubes



REF EX91011
exofin® Topical Skin Adhesive 1 ml
Box of 10



CHEMENCE

chemencemedical.com

Chemence Ltd.
13 Princeswood Road, Corby
Northamptonshire, NN17 4XD, UK
+ 44 (0)1536 402600

Chemence Medical, Inc.
200 Technology Drive
Alpharetta, GA, 30005, USA
+1 844-633-4583

Chemence Sp. z o.o.
Ul. Aleja Jana Pawła II 22
00-133 Warsaw, Poland
+1 770-658-4302